



Village of Burns Lake

Bylaw No. No. 1106, 2026

2026 Five-Year Financial Plan Bylaw

THE CORPORATION OF THE VILLAGE OF BURNS LAKE

2026 Five-Year Financial Plan Bylaw No. 1106, 2026

A Bylaw to adopt the 2026-2030 Financial Plan

The Council of the Village of Burns Lake, in an open meeting assembled, hereby enacts as follows:

This Bylaw may be cited for all purposes as the "*Corporation of the Village of Burns Lake 2026 Five-Year Financial Plan Bylaw No. 1106, 2026*".

In accordance with the requirements of section 165 of the Community Charter, the Financial Plan attached as Schedule "A" to this Bylaw is hereby adopted as the Financial Plan for the Village of Burns Lake for the period commencing January 1, 2026, and ending December 31, 2030.

The Financial Plan attached as Schedule "B" to this Bylaw shows the proportion of total revenue from different funding sources, the distribution of property value taxes among the property classes and the use of permissive tax exemptions.

Full Force and Effect:


This Bylaw has full force and effect from the date of adoption until amended, repealed, or replaced.

READ A FIRST TIME THIS 28 DAY OF APRIL 2026

READ A SECOND TIME THIS 28 DAY OF APRIL 2026

READ A THIRD TIME THIS 28 DAY OF APRIL 2026

ADOPTED THIS 12 DAY OF MAY, 2026



MAYOR



CORPORATE OFFICER

Certified to be a true copy of "The Corporation of the Village of Burns Lake 2026 Five-Year Financial Plan Bylaw No. 1106, 2026".

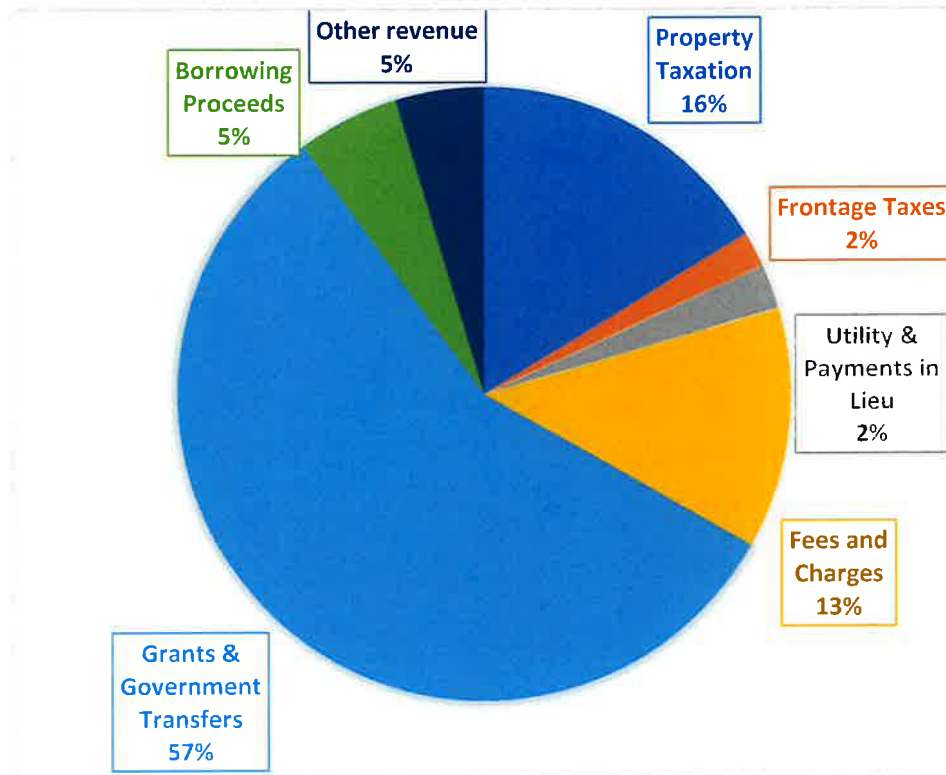
**The Corporation of the Village of Burns Lake
2026 Five-Year Financial Plan Bylaw No. 1106, 2026
Consolidated Summary of Revenue and Expenditures**

	2026	2027	2028	2029	2030
Revenues					
Property Taxation	2,097,471	2,383,235	2,453,394	2,507,820	2,564,665
Frontage Taxes	236,939	236,939	236,939	236,939	236,939
Utility & Payments in Lieu	307,734	313,889	320,166	326,570	333,101
Fees and Charges	1,631,923	1,661,974	1,725,200	1,792,750	1,864,773
Grants and Government Transfers	7,310,934	1,984,796	3,288,146	2,116,365	2,274,897
Borrowing Proceeds	694,620	0	0	0	0
Other revenue	593,978	530,686	534,290	537,975	541,577
	<u>12,873,599</u>	<u>7,111,518</u>	<u>8,558,136</u>	<u>7,518,420</u>	<u>7,815,951</u>
Transfers					
Collections for Other Governments	1,685,065	1,718,766	1,753,142	1,788,204	1,823,970
Reserves	7,711,558	2,075,982	1,206,098	971,860	1,850,193
Surplus	131,311	0	0	0	0
	<u>9,527,934</u>	<u>3,794,748</u>	<u>2,959,240</u>	<u>2,760,064</u>	<u>3,674,162</u>
Total Revenue	<u>22,401,533</u>	<u>10,906,267</u>	<u>11,517,375</u>	<u>10,278,485</u>	<u>11,490,113</u>
Expenditures					
Operations:					
General Government	951,750	928,047	920,979	950,563	984,161
Protective Services	731,548	681,388	692,852	701,451	712,280
Transportation	1,253,355	1,192,256	1,219,239	1,229,416	1,341,419
Environmental Health	153,605	126,480	128,834	131,568	134,181
Recreation and Cultural	1,284,191	1,235,867	1,261,851	1,283,405	1,222,322
Economic Development	637,936	461,181	449,492	454,085	458,772
Sewer	438,306	463,038	639,258	476,968	484,877
Water	766,720	620,254	637,089	654,337	672,109
	<u>6,217,410</u>	<u>5,708,511</u>	<u>5,949,595</u>	<u>5,881,793</u>	<u>6,010,121</u>
Debt Servicing	0	0	0	0	0
Capital Expenditures	13,314,281	2,254,234	652,172	1,373,115	2,398,727
	<u>13,314,281</u>	<u>2,254,234</u>	<u>652,172</u>	<u>1,373,115</u>	<u>2,398,727</u>
Transfers					
Other Governments	1,685,065	1,718,766	1,753,142	1,788,204	1,823,969
Reserves	1,184,777	1,224,755	3,162,467	1,235,372	1,257,297
	<u>2,869,842</u>	<u>2,943,522</u>	<u>4,915,609</u>	<u>3,023,577</u>	<u>3,081,265</u>
Total Expenditures	<u>22,401,533</u>	<u>10,906,267</u>	<u>11,517,375</u>	<u>10,278,485</u>	<u>11,490,113</u>

The Corporation of the Village of Burns Lake
2026 Five-Year Financial Plan Bylaw No. 1106, 2026

Sources of Revenue:

The pie chart below depicts the proportionate share of revenue anticipated from the various funding sources in 2026.



Financial Planning Principles, as they relate to Revenue:

User Pay – It is preferable to charge a user fee for services that are identifiable to specific users instead of levying a general tax to all property owners.

Grants – It is preferable to leverage municipal funds with grant financing wherever possible.

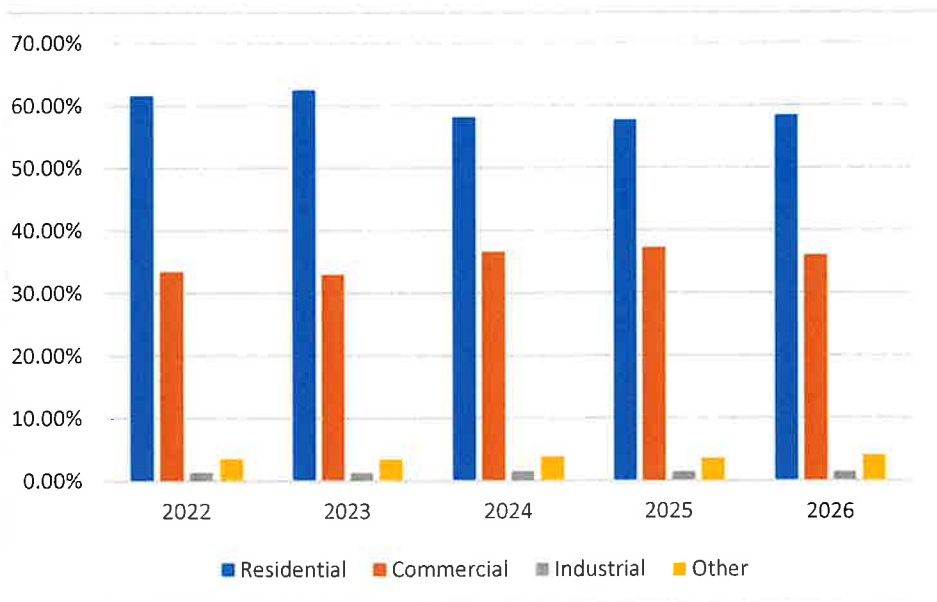
**The Corporation of the Village of Burns Lake
2026 Five-Year Financial Plan Bylaw No. 1106, 2026**

Property Tax Revenue % by Class:

Since 2015, Council has worked to reduce the tax burden on local businesses by gradually shifting a portion of taxes to other property classes, mainly residential. The intended balance between property classes was achieved in 2018, and since then, tax ratios have generally remained stable.

For 2026, the utility class ratio has been increased slightly, while all other property class ratios remain unchanged. The overall tax levy has increased by 5.5%, excluding the impact of non-market assessment changes.

The bar chart below depicts the percentage of property tax levy borne by each property class in the last five years:



	Residential	Commercial	Industrial	Other
2022	61.62%	33.47%	1.40%	3.52%
2023	62.40%	32.93%	1.30%	3.37%
2024	58.07%	36.58%	1.52%	3.83%
2025	57.69%	37.31%	1.40%	3.60%
2026	58.43%	36.09%	1.41%	4.07%

Village of Burns Lake Permissive Property Tax Exemption Policy:

Council passes a Permissive Property Tax Exemption Bylaw at 4 year intervals or less, for certain categories of land and improvements that are permitted by the enabling legislation, and which are understood to provide general public benefit or good to the community.

The current bylaw expires after the 2029 year.